

Date: 24<sup>th</sup> January 2024



# TECH TOOL RELEASE NOTES

Version 2.8.231



**Volvo Group**

© Copyright AB Volvo 2023, inc. All rights reserved. Volvo is a registered trademark of Volvogroup.com, inc., as are other names and marks. Other marks appearing herein may be trademarks of their respective owners.



# Contents

TECH TOOL RELEASE NOTES 2.8.231 .....	2
<b>Overview</b> .....	<b>2</b>
<b>Limitations / Challenges</b> .....	<b>2</b>
<b>Recommended Actions</b> .....	<b>2</b>
<b>Prerequisites</b> .....	<b>3</b>
<b>Operation Changes in The Release</b> .....	<b>3</b>
<b>Known Issues and Workarounds</b> .....	<b>4</b>



# TECH TOOL RELEASE NOTES 2.8.231

## Overview

These release notes give you an overview of new features and changes in Tech Tool. Please take your time to read through this news carefully as it will support having the full benefit of new features and changes in this version of Tech Tool.

Tech Tool release 2.8.231 is available for download in the Client Update from week 04, 2024.

## Limitations / Challenges

1. Restarting Tech Tool daily is recommended to free up resources and improve the application performance.
2. It is recommended to perform 'Finish work' at the end of a connected product session before connecting to the next product. This will speed up the process of connecting to the next product.

## Recommended Actions

1. Before initiating Tech Tool installation via Client Update, ensure that all the Windows updates have been completed. Otherwise, Windows Update might cause the computer to restart, which may lead to the reinstallation of Tech Tool.
2. Restart the computer after installing Tech Tool for both a fresh installation and an update via Client Update.



# Prerequisites

1. UPN (User Principal Name) details should be available with user to the corresponding existing user id to login Tech Tool. This will be needed to login Tech Tool after installing 2.8.210 and higher version of Tech Tool.
  - For Volvo Corporate Network (VCN) Internal User IDs, use your corporate email address.
  - External Users, use Tech Tool ID and add @ext.volvogroup.com (UserID@ext.volvogroup.com)
2. \*.msapproxy.net should be whitelisted with no SSL inspection. Contact your local IT administrator to whitelist this domain.
3. **2010 (https)** port should be open for all the traffic. Contact your local IT administrator to open the port and then restart the installation. **Port enablement would be applicable ONLY for users downloading & installing Tech Tool through Web/ISO**, however for CLUP update it's not applicable.

# Operation Changes in The Release

Operation	Changes	Brands	Models
<b>17600-3</b> Low Voltage Service Mode Code	Operation has been updated by fixing the error code 140 pop up	VTC ✓ RT ✓	Applicable only to HD BEV models.

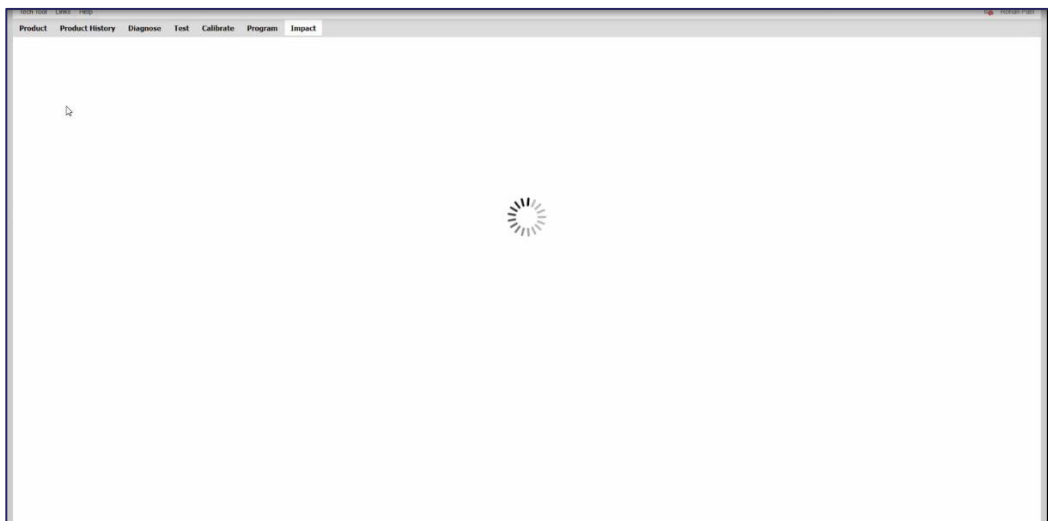


## Known Issues and Workarounds

Issue No:	Issue Description	Brands
1.	The Impact tab might not load and will be frozen	ALL
2.	Freeze frame information is missing from Diagnose tab.	ALL
3.	While switching between the tabs, Tech Tool might be frozen, or an error pop-up is displayed.	ALL
4.	Tech Tool installation progress bar is frozen during Client Update.	ALL
5.	While programming, the software download might get stuck at 99%.	ALL

### **Issue-1: The Impact tab might not load and will be frozen.**

**Cause:** Impact application.



**Suggestion:** Kindly follow the below steps:

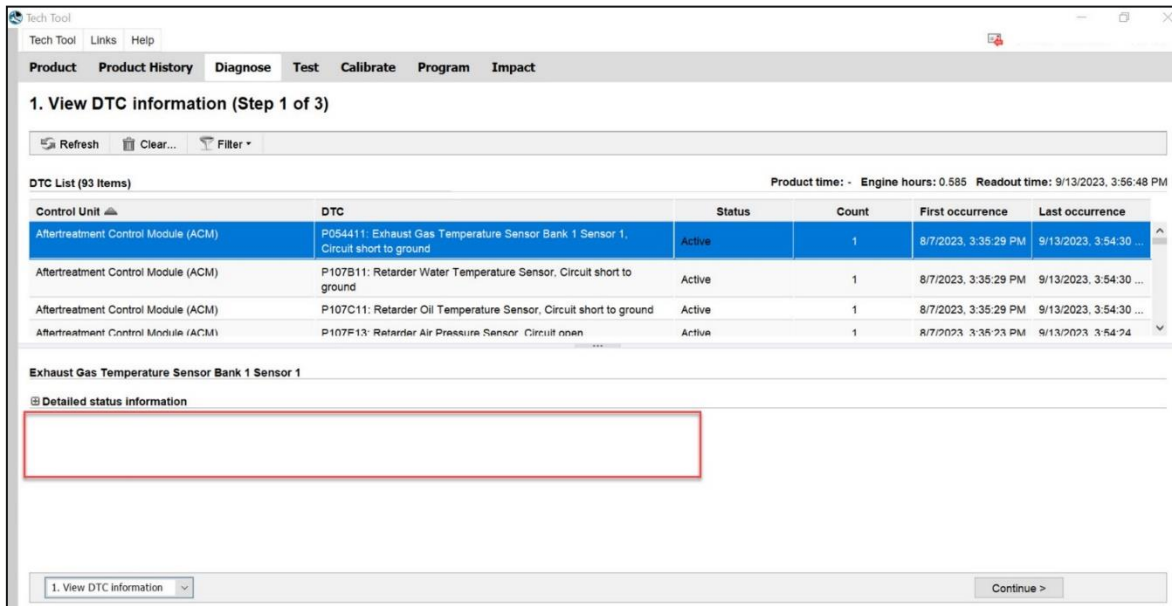
1. Launch Impact tab standalone application from Browser.
2. Enter the chassis information and select "Repair" as Info Type.
3. Select "Titles" under Search by and enter the search criteria.

Please refer the [video](#) for more details.



### **Issue-2: Freeze frame information is missing from Diagnose tab.**

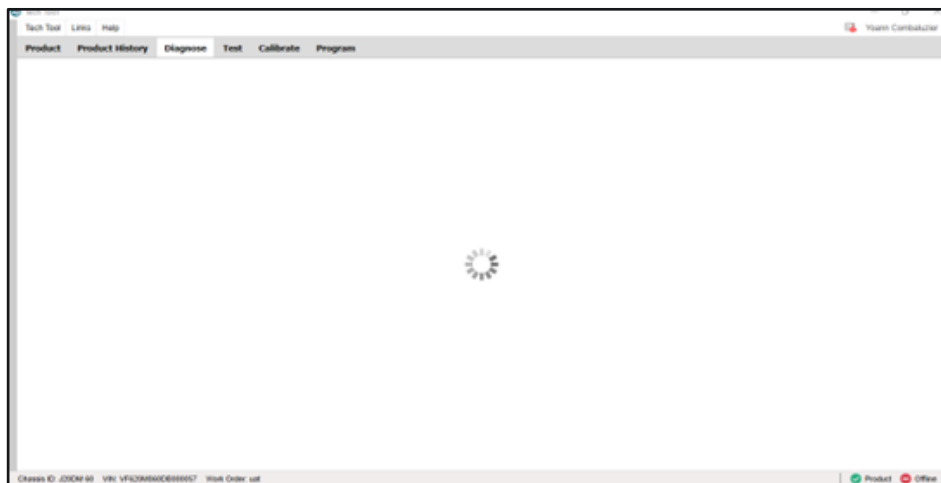
**Cause:** Under Investigation.




**Suggestion:** No workaround available.

### **Issue-3: While switching between the tabs, Tech Tool might be frozen.**

**Cause:** Under Investigation.



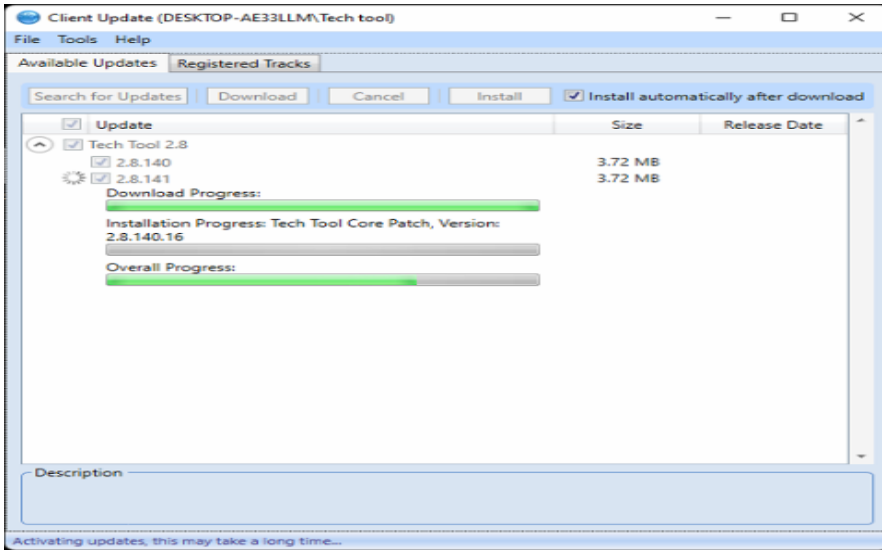
**Suggestion:** Kindly follow the below steps:

1. Ensure that there is a stable network as shown in the icon 
2. Restart Tech Tool.
3. If not able to recover, restart the computer.



### **Issue-4: Tech Tool installation progress bar is frozen during Client Update.**

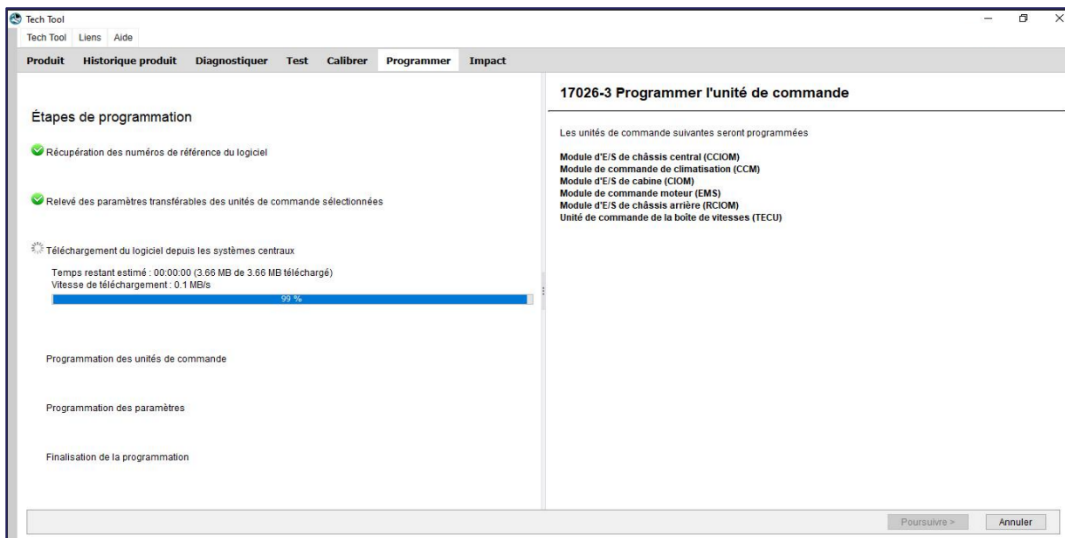
**Cause:** Under Investigation



**Suggestion:** Restart computer if the progress bar is frozen.

### **Issue-5: While programming, the software download might get stuck at 99%.**

**Cause:** Under Investigation.



**Suggestion:** Use Quick Repair tool to resolve this issue. Refer [Video](#).

**Note:** For any issues & support, kindly use your normal channels.