






HOW TO LOCATE THE CLIENT ID

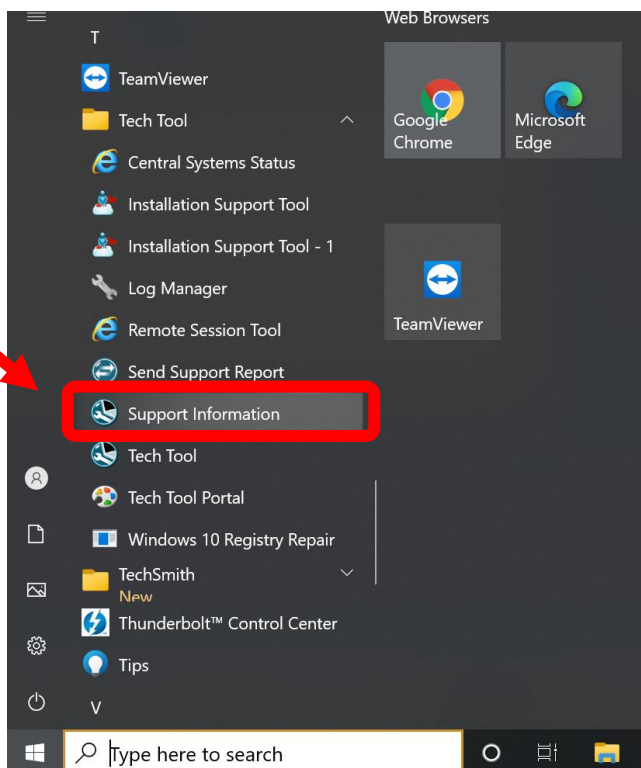
INSTALLED ON YOUR PC

Client ID is a six-digit number that is used as a license key to install Tech Tool. Each laptop will have a unique Client ID.

On a laptop with Tech Tool already installed. The Client ID can be found by launching Support Information.

Steps to locate “Support Information”

1. Click Windows **START**  menu
2. Scroll down and left click on **Tech Tool**  folder
3. Left click on **Support Information**  application





TechTool

The Client ID can be found near the top of the “Support Information” window (see picture for example).

