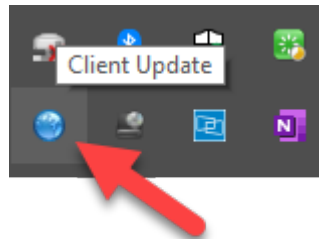




Premium | TechTool™

How to Update Your Software

Use the Client Update Agent to determine if any updates are available. The Client Update Agent can be accessed by clicking the Client Update Agent icon located in the PC's system tray area (at the lower right corner, near the clock display). See the image below:



For minor updates Tech Tool is updated using the Client Update, which is a program handling updates of applications via the network. It is designed as a wizard in three steps: search for updates, download, and installation. It has four icons, each describing a different status. The icon should be visible in the taskbar.

*Detailed instructions on how to use the Client Update and to update Tech Tool are also found in the Tech Tool help file. You reach the help file from the Help menu, **Tech Tool Help** → **Contents and Index**.*

It is very important to keep the Tech Tool application updated. Always restart your computer after performing a Windows update or a Tech Tool network update (via Client Update).

Client Update icons

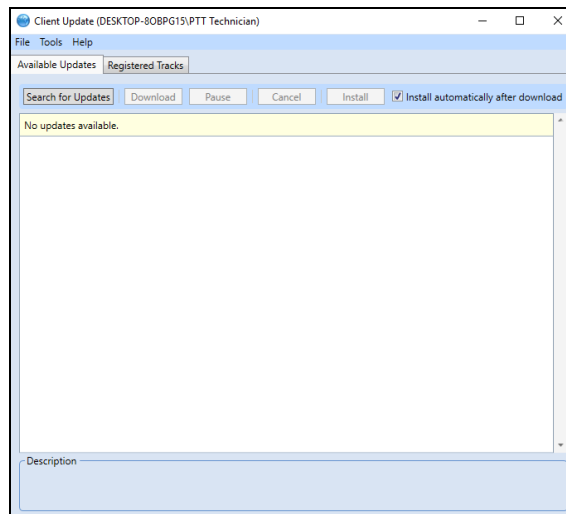
Icon	Client Update status in taskbar
	Displayed when Client Update is active and while checking for available updates.
	Displayed when Client Update has found available updates and when updates have been downloaded but not installed.
	Displayed when the download of updates is in progress.
	Displayed when the download or installation of an update failed.



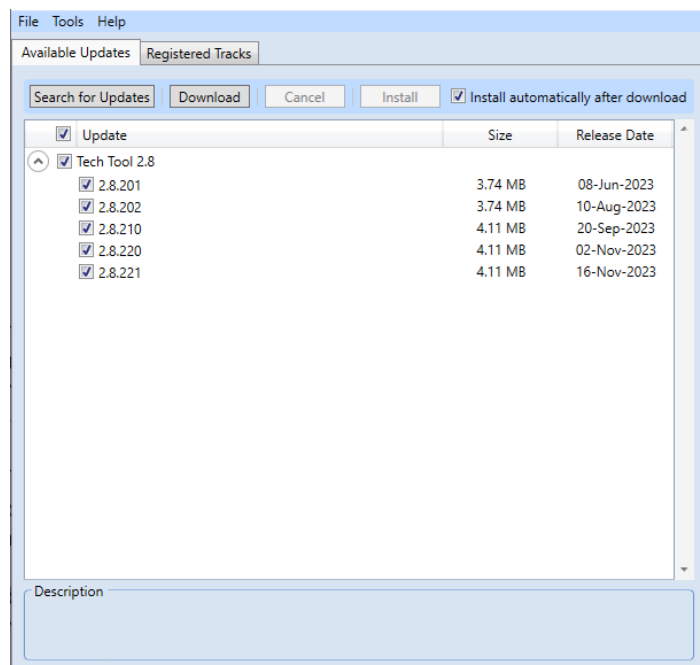
Premium | TechTool™

How to Update Your Software

- Click the “Search for updates” button in the upper left section of the Client Update window.



- If updates are available, the “Download” button will be available. These updates will appear as items under the main application headings. Check the box on the updates to be downloaded.

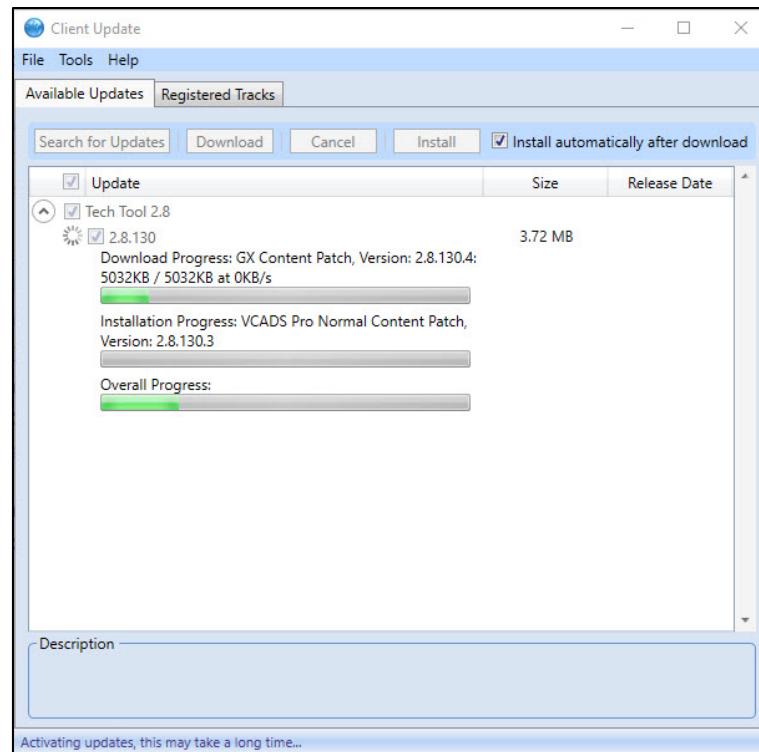




Premium | TechTool™

How to Update Your Software

- To install the updates automatically after they have been downloaded, click the “Install automatically after download” checkbox. Then click the “Download” button. Progress information will be displayed as the updates are downloaded and installed.



When finished, restart your computer.